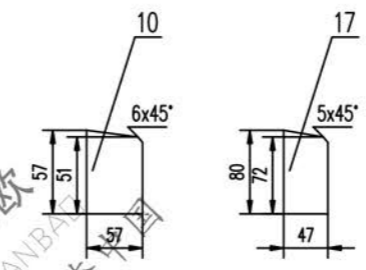
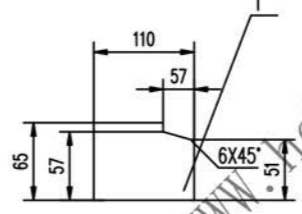
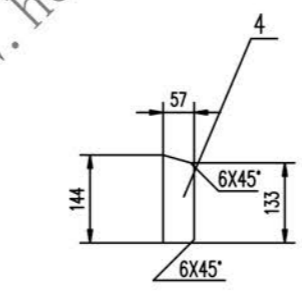
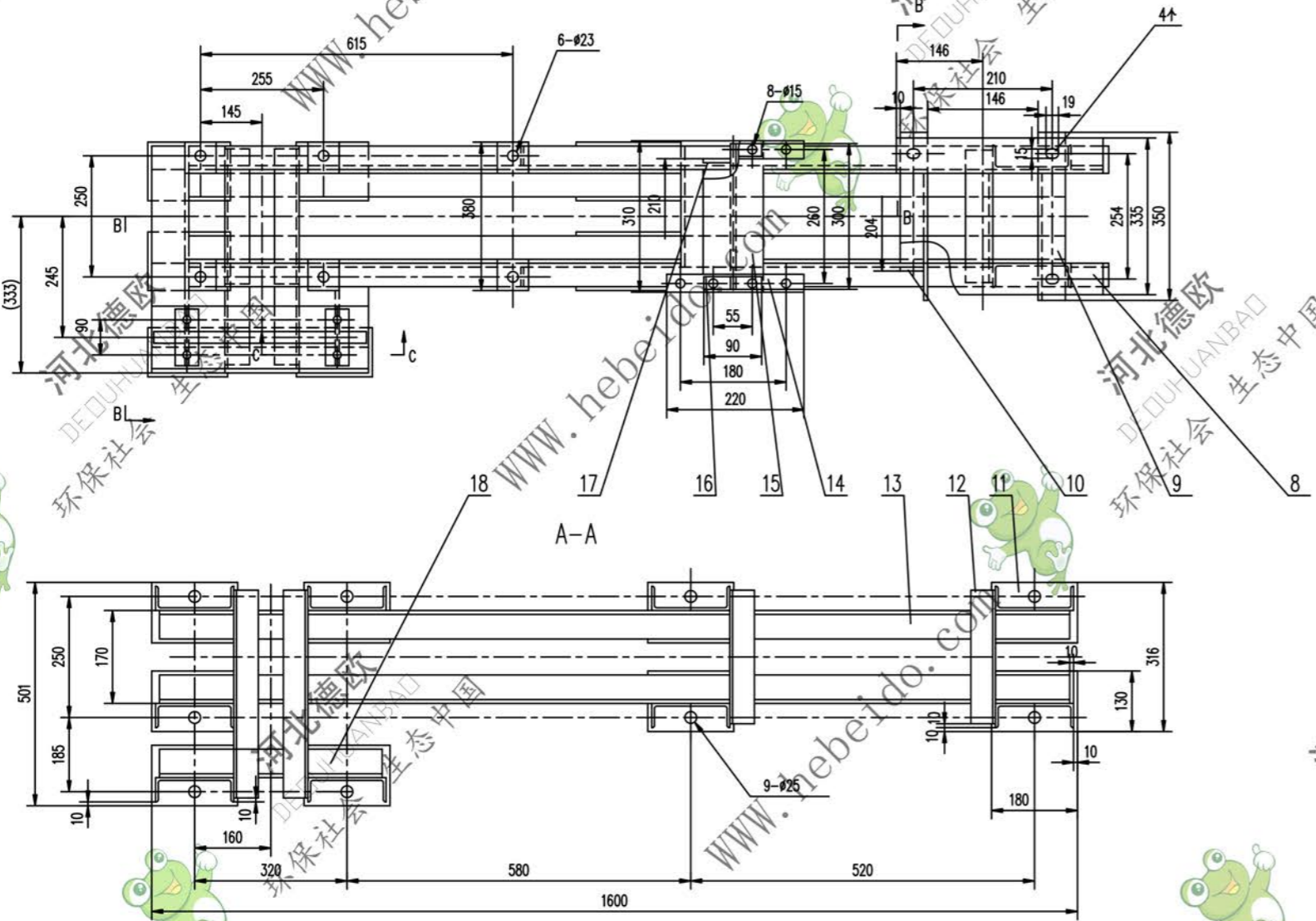
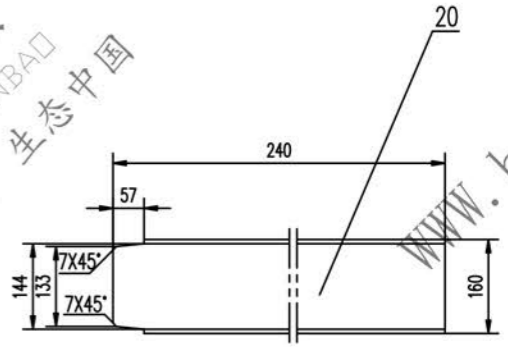
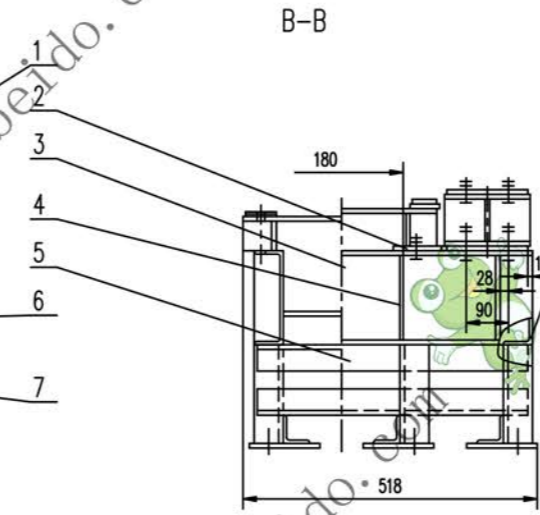
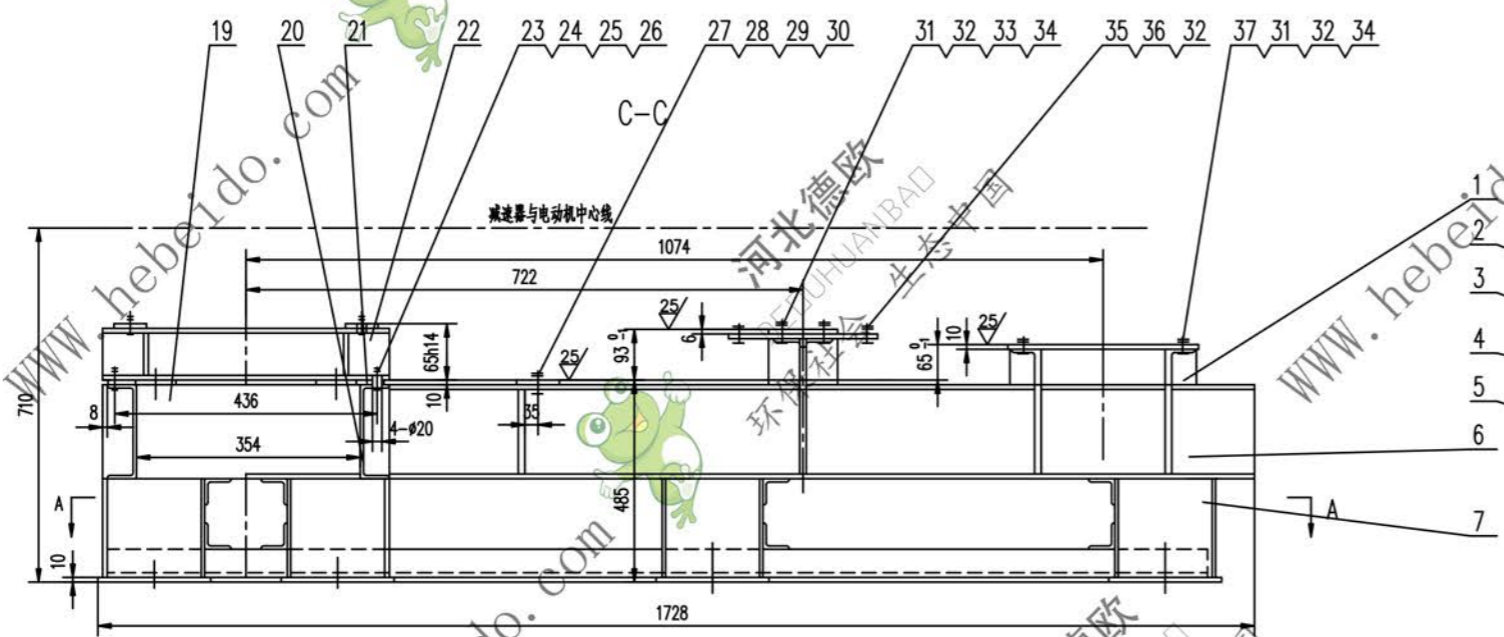


| 标记 | 文件号 | 修改内容 | 签名 | 日期 |
|----|-----|------|----|----|
|    |     |      |    |    |



- 技术要求
1. 未注焊缝为连续角焊或对接焊, 焊缝高度为被焊件最小厚度
  2. 所有下料端面垂直度为 $\frac{1}{100}$
  3. 所有孔表面粗糙度为 $Ra1.6$
  4. 圆角过渡后焊接
  5. 未标注镀锌件按GB10595-89中3.11的规定

|    |              |                    |    |        |       |       |  |
|----|--------------|--------------------|----|--------|-------|-------|--|
| 38 |              |                    |    |        |       |       |  |
| 37 | GB5784-86    | 螺栓 M16X95          | 4  | —      | 0.167 | 0.666 |  |
| 36 | GB93-87      | 垫圈 12              | 4  | —      | 0.005 | 0.020 |  |
| 35 | GB5784-86    | 螺栓 M12X35          | 4  | —      | 0.036 | 0.144 |  |
| 34 | GB97.1-85    | 垫圈 12              | 4  | —      | 0.006 | 0.025 |  |
| 33 | GB852-88     | 垫圈 12              | 4  | —      | 0.019 | 0.074 |  |
| 32 | GB41-86      | 螺母 M12             | 12 | —      | 0.016 | 0.196 |  |
| 31 | GB5784-86    | 螺栓 M12X75          | 4  | —      | 0.085 | 0.340 |  |
| 30 | GB97.1-85    | 垫圈 24              | 6  | —      | 0.032 | 0.192 |  |
| 29 | GB853-88     | 垫圈 24              | 6  | —      | 0.084 | 0.504 |  |
| 28 | GB41-86      | 螺母 M24             | 12 | —      | 0.112 | 1.344 |  |
| 27 | GB5780-86    | 螺栓 M24X130         | 6  | —      | 0.544 | 3.264 |  |
| 26 | GB97.1-85    | 垫圈 16              | 8  | —      | 0.011 | 0.088 |  |
| 25 | GB853-88     | 垫圈 16              | 8  | —      | 0.028 | 0.224 |  |
| 24 | GB41-86      | 螺母 M16             | 16 | —      | 0.034 | 0.544 |  |
| 23 | GB5784-86    | 螺栓 M16X75          | 8  | —      | 0.139 | 1.112 |  |
| 22 |              | 钢板 (10)X65X160     | 2  | Q235-A | 0.816 | 1.632 |  |
| 21 | J521Z1N161-1 | 支架                 | 1  | 铸件     | 19.09 | 19.09 |  |
| 20 |              | 槽钢 160x63x6.5      | 1  | Q235-A | 4.169 | 4.169 |  |
| 19 |              | 槽钢 160x63x6.5-354  | 1  | Q235-A | 6.272 | 6.272 |  |
| 18 |              | 角钢 50x50x5-470     | 1  | Q235-A | 1.772 | 1.772 |  |
| 17 |              | 钢板 $\delta 8$      | 4  | Q235-A | 0.274 | 1.096 |  |
| 16 |              | 工字钢 200X100X7-330  | 1  | Q235-A | 8.370 | 8.370 |  |
| 15 |              | 钢板 (6)X40X90       | 2  | Q235-A | 0.170 | 0.340 |  |
| 14 |              | 钢板 8X50X220        | 2  | Q235-A | 0.691 | 1.382 |  |
| 13 |              | 角钢 50x50x5-1560    | 2  | Q235-A | 5.881 | 11.76 |  |
| 12 |              | 角钢 50x50x5-276     | 4  | Q235-A | 1.041 | 4.164 |  |
| 11 |              | 钢板 10X130X180      | 9  | Q235-A | 1.837 | 16.53 |  |
| 10 |              | 钢板 $\delta 8$      | 2  | Q235-A | 0.193 | 0.386 |  |
| 9  |              | 槽钢 160x63x6.5-350  | 2  | Q235-A | 6.203 | 12.41 |  |
| 8  |              | 钢板 (10)X90X340     | 2  | Q235-A | 2.402 | 4.804 |  |
| 7  |              | 槽钢 160x63x6.5-305  | 9  | Q235-A | 5.255 | 47.30 |  |
| 6  |              | 槽钢 160x63x6.5-1655 | 2  | Q235-A | 28.60 | 57.20 |  |
| 5  |              | 角钢 50x50x5-461     | 4  | Q235-A | 1.746 | 6.984 |  |
| 4  |              | 钢板 $\delta 8$      | 13 | Q235-A | 0.475 | 6.175 |  |
| 3  |              | 槽钢 160x63x6.5-481  | 1  | Q235-A | 8.322 | 8.322 |  |
| 2  |              | 钢板 (10)X80X80      | 6  | Q235-A | 0.502 | 3.012 |  |
| 1  |              | 钢板 $\delta 8$      | 2  | Q235-A | 0.509 | 1.018 |  |

| 序号 | 代号 | 名称 | 数量 | 材料 | 单重 | 总重 | 备注 |
|----|----|----|----|----|----|----|----|
|    |    |    |    |    |    |    |    |