J32IZ1190

标记	文件号	修改内容	签名	日期

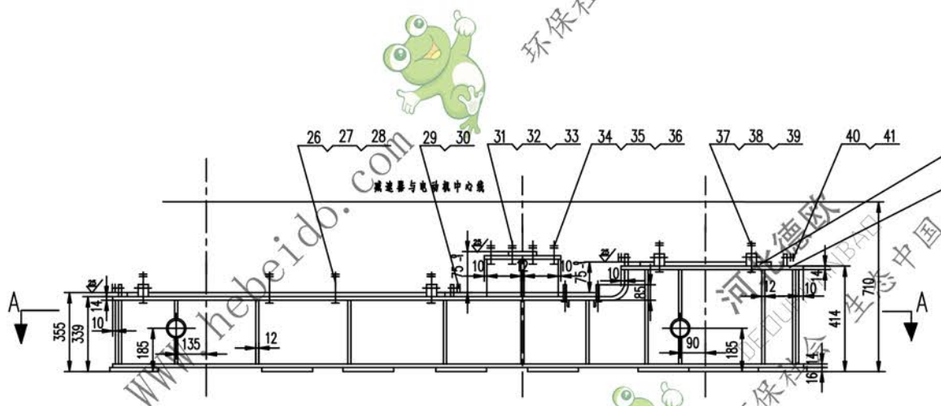

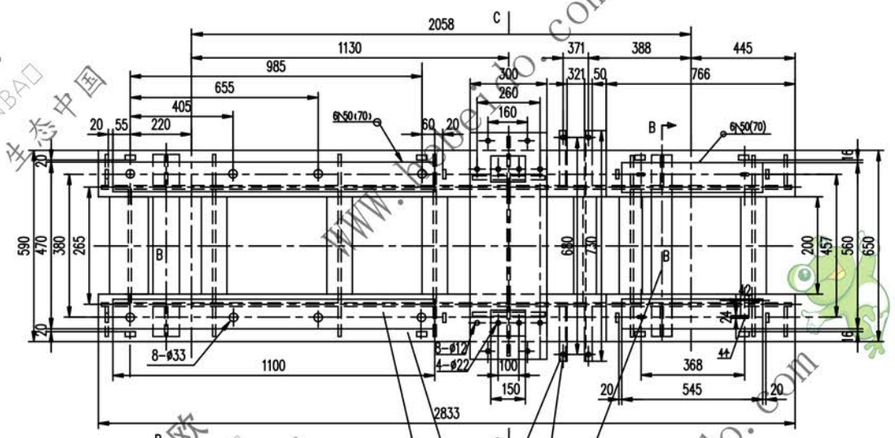

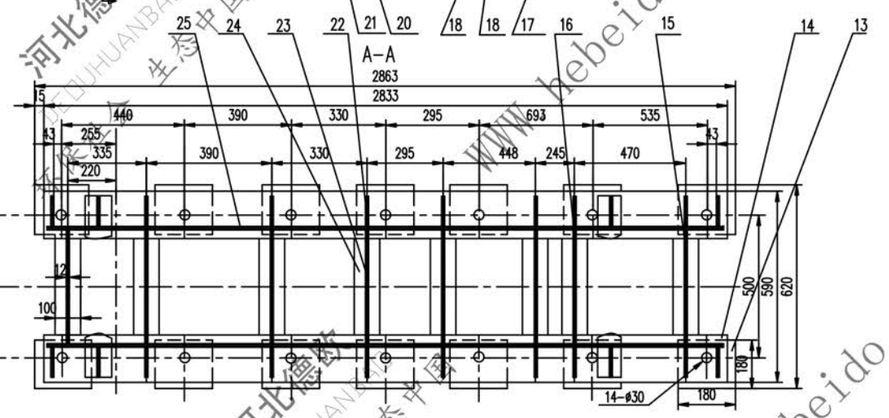

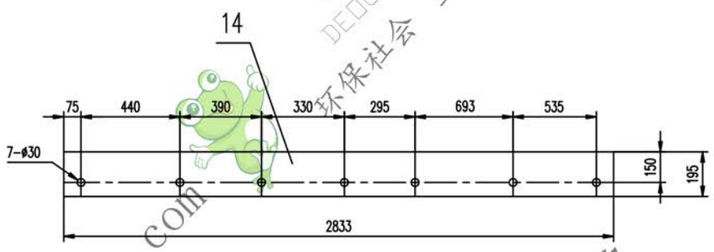

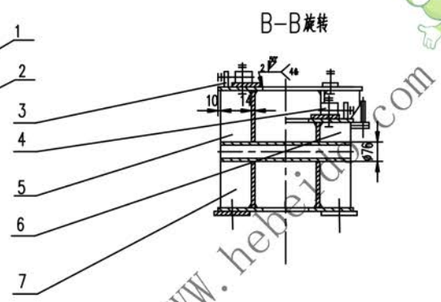

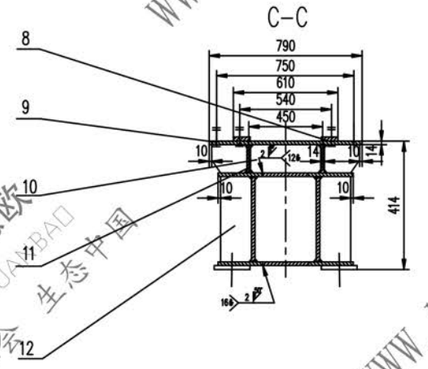

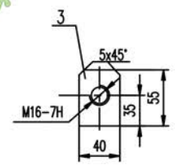

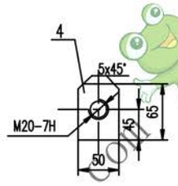

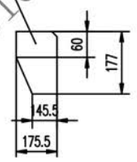

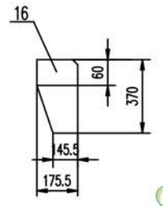

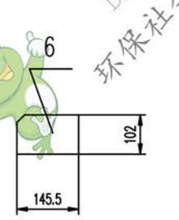

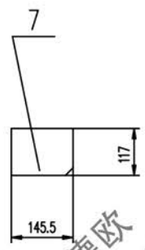

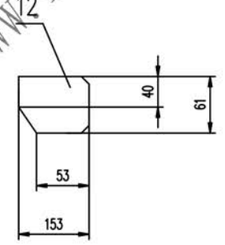

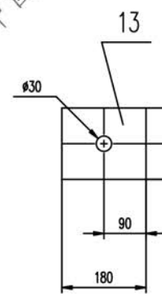

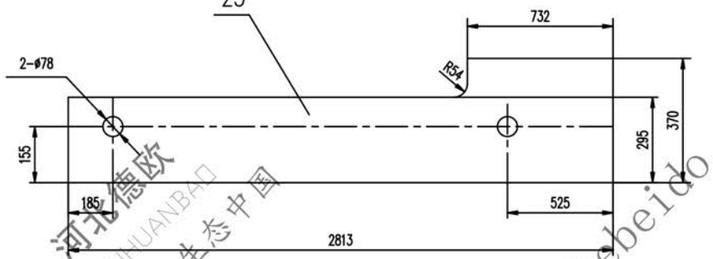

技术要求

1. 所有下料用边表面粗糙度 ▽
2. 未注焊缝均为连续角焊，焊缝高度为被焊件最小厚度.
3. 所有孔表面粗糙度为 ▽
4. 未注倒角1.5x45°.
5. 本架体应符合GB10595-89中3.11的规定.
6. 抄板圆钢组装后焊接

序号	代号	名称	数量	材料	单重	总重	备注
					重量(kg)		
41	GB41-86	螺母 M16	8		0.034	0.272	
40	GB85-88	螺钉 M16X80	8		0.125	1	
39	GB97.1-85	垫圈20	4		0.017	0.068	
38	GB41-86	螺母M20	8		0.062	0.496	
37	GB5780-86	螺栓 M20X130	4		0.395	1.58	
36	GB93-87	垫圈10	6		0.003	0.018	
35	GB41-86	螺母 M10	6		0.011	0.066	
34	GB5780-86	螺栓 M10X50	6		0.036	0.216	
33	GB97.1-85	垫圈 20	4		0.017	0.068	
32	GB41-86	螺母 M20	8		0.062	0.496	
31	GB5780-86	螺栓 M20X100	4		0.304	1.216	
30	GB41-86	螺母 M20	8		0.062	0.496	
29	GB85-88	螺钉 M20X80	8		0.210	1.68	
28	GB97.1-85	垫圈 30	8		0.054	0.432	
27	GB41-86	螺母 M30	16		0.234	3.744	
26	GB5780-86	螺栓 M30X160	8		1.224	9.792	
25		钢板δ14	2	Q235-A	96.2	192.4	
24		钢板14X100X(200)	16	Q235-A	2.184	34.94	
23		钢板12X251X295	6	Q235-A	7	42	
22		钢板12X145.5X295	12	Q235-A	4.018	48.2	
21		钢板(16)X120X1100	2	Q235-A	16.58	33.16	
20		钢板14x195X2132	2	Q235-A	46.12	92.24	
19		角钢50X50X5-225	4	Q235-A	0.85	3.4	
18		圆钢16X85	4	20	0.134	0.536	
17		钢φ76X12X570	2	Q235-A	10.8	21.6	
16		钢板δ12	6	Q235-A	5.643	33.86	
15		钢板12X251X370	2	Q235-A	8.693	17.38	
14		钢板δ14	2	Q235-A	60	120	
13		钢板16X180X180	14	Q235-A	4.044	64.70	
12		钢板δ12	2	Q235-A	0.7756	1.55	
11		钢板14X61X280	2	Q235-A	1.865	3.73	
10		钢板12X61X436	1	Q235-A	2.478	2.478	
9		钢板14x300X790	1	Q235-A	25.88	25.88	
8		钢板(16)X80X150	2	Q235-A	1.51	3.02	
7		钢板δ12	4	Q235-A	1.593	6.372	
6		钢板δ12	2	Q235-A	1.398	2.796	
5		钢板δ12	2	Q235-A	4.53	9.06	
4		挡板δ20	8	Q235-A	0.46	3.69	
3		挡板δ16	8	Q235-A	0.25	2.0	
2		钢板14X225X766	2	Q235-A	18.8	37.64	
1		钢板(16)x110X530	2	Q235-A	7.32	14.65	

设计	韩国建	工艺会审		
校对		批准	韩国建	
复核	刘飞	图形输入		
材料化标准		日期		

合同号

驱动装置架 III.IV型 部件

图样标记 J32IZ1190 重量 kg 838 比例

共 页 第 页

A1 图纸文件号 321190