J521Z1N1191

标记	文件号	修改内容	签名	日期

技术要求

1. 所有下料周边表面粗糙度 ▽
2. 未注焊缝均为连续角焊，焊缝高度为较焊件最小焊度。
3. 所有孔表面粗糙度为 ▽
4. 未注倒角15x45°.
5. 挡板圆钢组装后焊接。
6. 本架体应符合GB10595-89中3.11的规定。

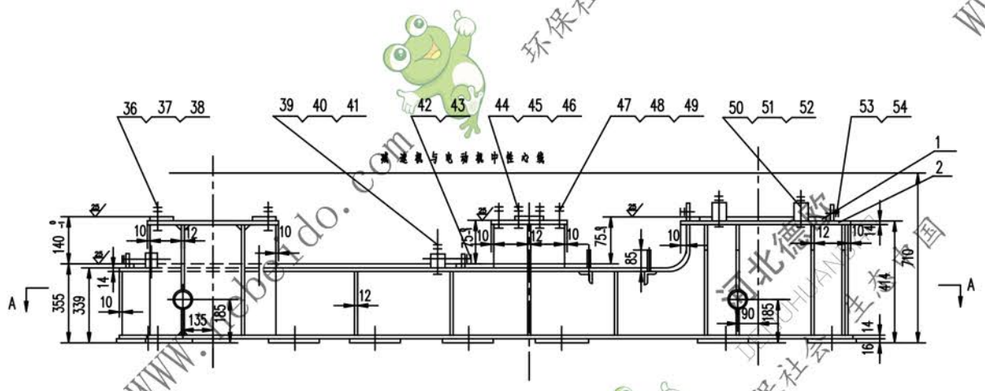

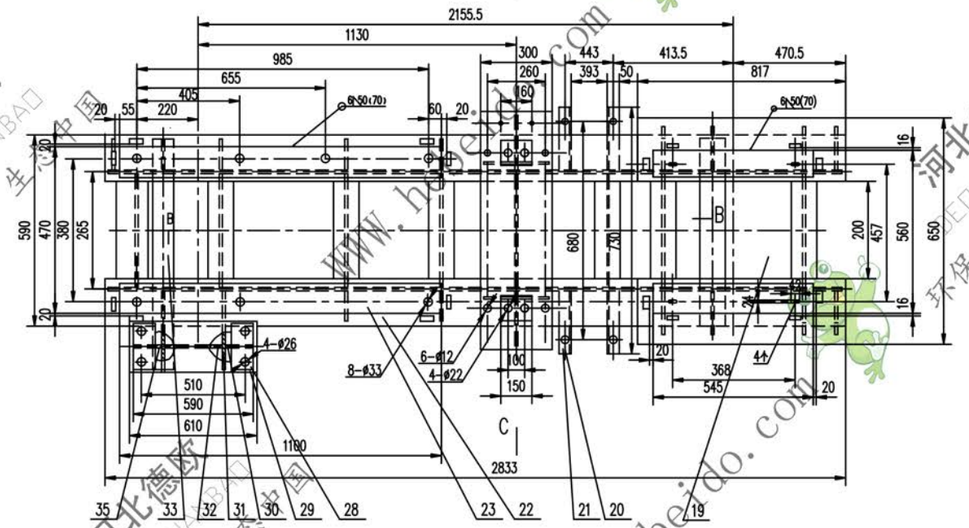

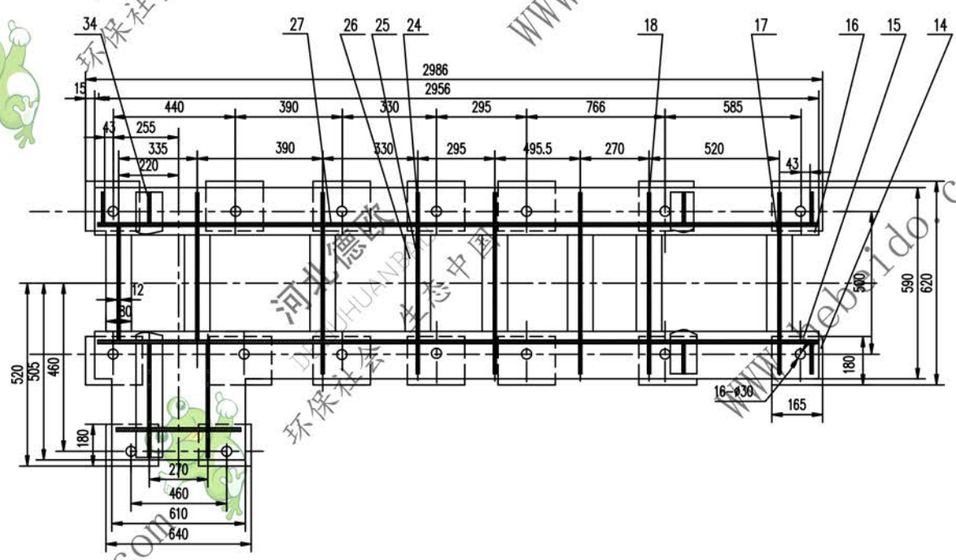

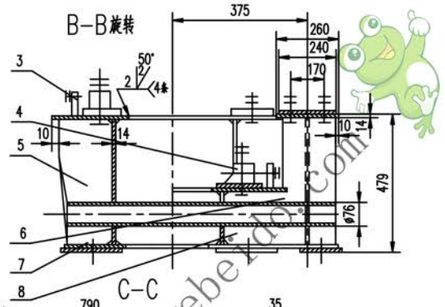

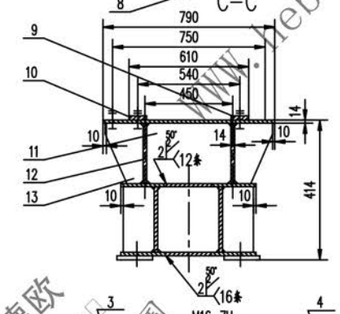

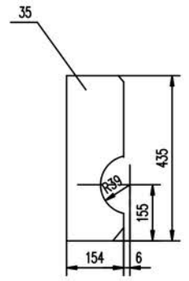

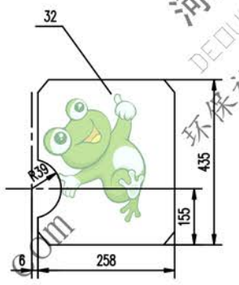

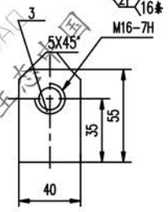

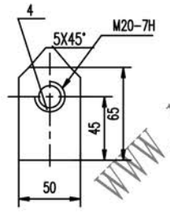

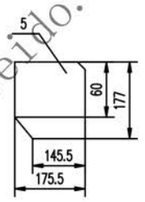

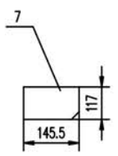

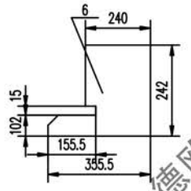

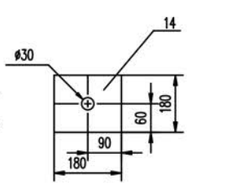

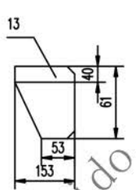

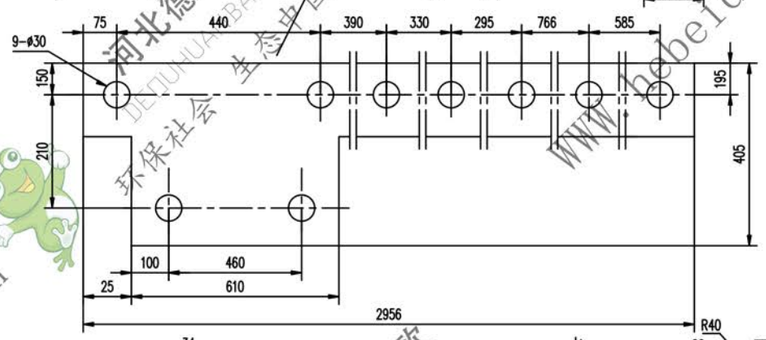

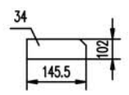

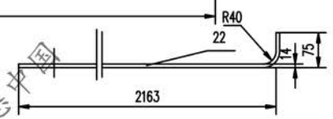

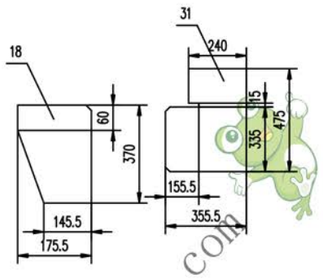

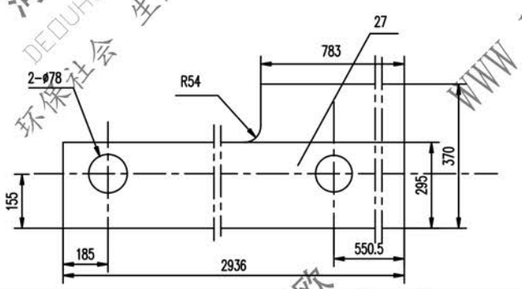

序号	代号	名称	数量	材料	单重	总重	备注
					重量(kg)		
54	GB41-86	螺母 M16	8	成品	0.034	0.272	
53	GB85-88	螺钉 M16x80	8	成品	0.125	1.000	
52	GB97.1-85	垫圈 20	4	成品	0.017	0.068	
51	GB41-86	螺母 M20	8	成品	0.062	0.496	
50	GB5780-86	螺栓 M20x130	4	成品	0.395	1.58	
49	GB93-87	垫圈 10	6	成品	0.003	0.018	
48	GB41-86	螺母 M10	6	成品	0.011	0.066	
47	GB5780-86	螺栓 M10x50	6	成品	0.036	0.216	
46	GB97.1-85	垫圈 20	4	成品	0.017	0.068	
45	GB41-86	螺母 M20	8	成品	0.062	0.496	
44	GB5780-86	螺栓 M20x100	4	成品	0.304	1.216	
43	GB41-86	螺母 M20	8	成品	0.062	0.496	
42	GB85-88	螺钉 M20X80	8	成品	0.210	1.680	
41	GB97.1-85	垫圈 30	8	成品	0.054	0.432	
40	GB41-86	螺母 M30	16	成品	0.234	3.744	
39	GB5780-86	螺栓 M30x160	8	成品	1.224	9.792	
38	GB97.1-85	垫圈 24	4	成品	0.032	0.128	
37	GB41-86	螺母 M24	8	成品	0.112	0.896	
36	GB5780-86	螺栓 M24x150	4	成品	0.689	2.756	
35		钢板 δ14	1	Q235-A	7.362	7.362	
34		钢板 δ12	1	Q235-A	1.398	1.398	
33		管 φ76x12x780	1	Q235-A	14.77	14.77	
32		钢板 14X123x435	1	Q235-A	5.843	5.843	
31		钢板 δ12	1	Q235-A	12.91	25.82	
30		钢板 14x154x435	1	Q235-A	7.315	7.315	
29		钢板 14x260x610	1	Q235-A	17.32	17.32	
28		钢板 (16)x175x240	2	Q235-A	5.28	10.55	
27		钢板 δ14	2	Q235-A	100.6	201.2	
26		钢板 14x100x(200)	16	Q235-A	2.184	34.94	
25		钢板 12x251x295	6	Q235-A	7	42	
24		钢板 12x145.5x295	10	Q235-A	4.018	44.2	
23		钢板 (16)x120x1100	2	Q235-A	16.58	33.16	
22		钢板 14x195x2204	2	Q235-A	47.2	94.5	
21		角钢 50x50x5-250	4	Q235-A	0.943	3.772	
20		圆钢 16x85	4	20	0.134	0.536	
19		管 φ76x12x570	1	Q235-A	10.8	10.8	
18		钢板 δ12	6	Q235-A	5.143	53.86	
17		钢板 12x251x370	2	Q235-A	8.693	7.388	
16		钢板 14x195x2956	1	Q235-A	63.4	63.4	
15		钢板 δ14	1	Q235-A	76.7	76.7	
14		钢板 16x180x180	16	Q235-A	4.044	64.07	
13		钢板 δ12	2	Q235-A	0.775	1.550	
12		钢板 14x61x280	2	Q235-A	1.865	3.730	
11		钢板 12x61x436	1	Q235-A	2.489	2.489	
10		钢板 14x300x790	1	Q235-A	25.88	25.88	
9		钢板 (16)x80x150	2	Q235-A	1.51	3.02	
8		钢板 δ12	1	Q235-A	3.893	3.893	
7		钢板 δ12	3	Q235-A	1.593	4.779	
6		钢板 δ12	1	Q235-A	8.56	8.56	
5		钢板 δ12	2	Q235-A	4.53	9.06	
4		挡板 δ20	8	Q235-A	0.46	3.69	
3		挡板 δ16	8	Q235-A	0.25	2.0	
2		钢板 14x225x817	2	Q235-A	70.07	40.14	
1		钢板 (16)x155x596	2	Q235-A	11.6	23.2	

合同号		驱动装置架	J521Z1N1191		
设计	韩晓晨	工艺会审		标记	重量 kg 比例
校对		标准	韩晓晨	S	976
复核	刘飞	图形输入		部件	共 页 第 页
标准化检查		日期			

A1 图纸大样号 J521191